

Parent 20 Clicks

18.9.2020

Term 1





Dear Parents / Carers,

Our first week of a full reopening for all our students.

We have been exceptionally proud of our students. They have been punctual, equipped, ready to learn and engaged. It is clear to see that they are really pleased to be back at Kingsdown, back learning and with their friends. They all talk about being back with their second family. A sense of safety, calmness, connection and hope are being restored. We are very proud of them all.

Your support is and has been invaluable. Please can you keep reinforcing our daily and weekly messages as well as regularly reviewing the communication on our website.

We are only ever an email away if **you** need any clarification or support.

With best wishes to you and your family.

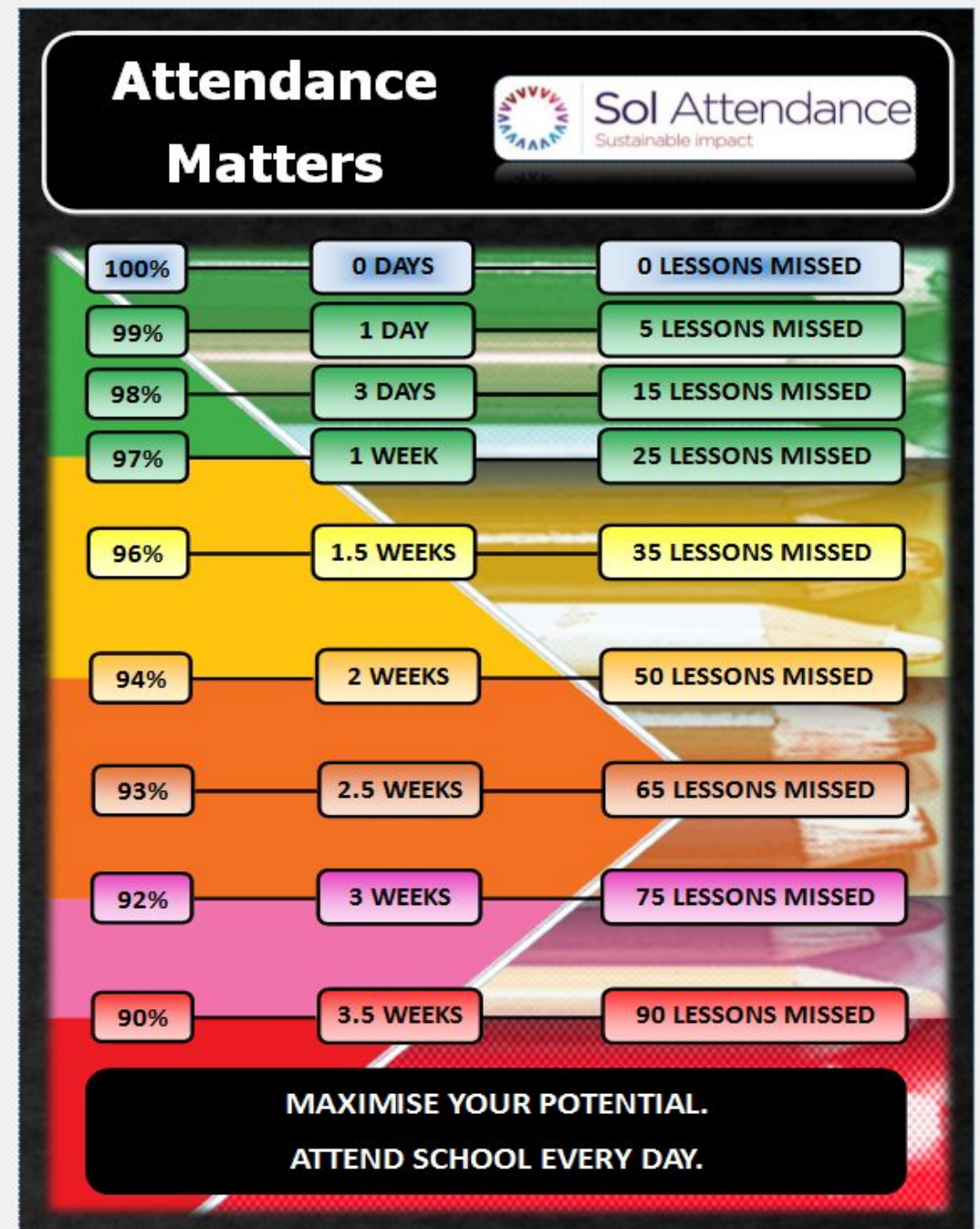
Mrs Leigh-Bennett & the Kingsdown Team

For information

Attendance

Missing school has a huge impact on your child's progress. The Kingsdown School Attendance Matters chart shows the number of lessons your child misses if their attendance drops.

Thank you for your support in ensuring your child is in school every day. This helps us give them the best possible learning experience and will help maximise their potential.



For information

Reopening key changes



- ✓ Due to students having to remain in year group bubbles, lockers are no longer in use. Students are reminded to leave all valuables at home.
- ✓ All students are reminded to bring a reading book to school everyday. They will have access to the LRC to exchange books shortly.
- ✓ All students must bring a facemask to school unless they are medically exempt. They will also need a spare mask.

**Remember
your face
coverings:**

**One to wear
+
a spare**



For information

Home Learning & Satchel One(SMHW)



Students will receive a Home Learning timetable next week and a letter will be sent home to explain how Home Learning will work this year and how you can support your child at home.

Students can access Home Learning through Satchel One(previously named SMHW). To log on, select STUDENT and then click SIGN IN WITH GOOGLE

A screenshot of the Satchel One login page. The page has a light blue header with the 'satchel:one' logo and the tagline 'Together through education'. Below the header, there are three tabs: 'Staff', 'Parent', and 'Student'. The 'Student' tab is selected. Under the 'Student' tab, there are two radio buttons: 'I already have an account' (selected) and 'I don't have an account yet'. Below these, there is a text input field containing 'Kingsdown School'. Further down, there are two more text input fields: 'Enter email address or username' and 'Enter password'. A blue 'Log in' button is positioned below the password field. Below the 'Log in' button, there is a section titled 'Or log in with:' followed by three buttons: 'Sign in with Office 365', 'Sign in with Google', and 'Sign in with RM Unify'. On the right side of the page, there is a section titled 'Need help logging in?' with a red question mark icon. Below this, there is a link 'Logging in as a student'. Further down, there is a section titled 'Forgot password?' with instructions to reset the password using the school email address. Below that, there is a section titled 'Issues with the PIN?' with instructions to contact the school for a new PIN. At the bottom right, there is a blue shield-shaped logo with the text 'SHOW MY HOMEWORK'.

For information

Supporting your child through exams



If your child is in year 10 or 11, you may be thinking about ways in which you can support your child.

Elevate education are running a FREE online parent seminar on Tuesday 22nd September, 6-7pm. You will need to register for this but can do so right up to 6pm on Tuesday.

To register, please click [HERE](#)





Uniform and equipment

At Kingsdown School, we have the highest standards, and the presentation of our uniform is no exception. Our uniform must be worn with pride at all times.

The expectations are clearly outlined here.

Thank you for your support in ensuring your child is ready every day.

[Uniform expectations](#)

[Student dress code examples](#)

[Equipment list](#)- In addition to the equipment list in the document below, in the interim all students will also require a bottle of hand sanitizer gel, a reading book, a bottle of water/still drink, earphones with a 3.5m standard connector jack, an A4 ringbinder with lined paper, poly pockets and dividers, packed lunch and snacks.



Drinks

A reminder that due to Covid 19, water fountains will be out of use. Please ensure that you are supplying your child with enough drinking water for the day. A reminder that fizzy drinks/cans are not permitted.



For information

PE kit

You must come to school in your PE kit on the days you have PE.

You may wear a coat (as per school uniform policy over your PE kit to and from school).

Additionally you may wear black tracksuit bottoms/sports leggings and black/blue sports skins

No hoodies or non-Kingsdown jumpers



PE Kit Item	Acceptable	Not acceptable
Rugby shirt ♦*	Royal Blue / black trim (reversible) (Recommended for boys, but optional for all)	
Tracksuit Jacket ♦*	¼ Zip Tracksuit top – Black	
Polo shirt *	Navy blue (black & gold trim) with school logo	
Shorts	Plain black	Hot pants style shorts Shorts below the knee
Skorts ♦	Plain black	Skirt without fixed undershorts
White socks	White sports socks	
Trainers	Trainers that provide good foot support	Daps, canvas shoes Fashion shoes Unsupportive trainers
Football socks	Plain black	Stripes / logos
Football boots	Moulded football boots	Blades
Shin pads	Any	
Gum shield	Single colour	
Towel	Any	Offensive slogans / images

For information

Daily timings



Year	Start Time	Finish Time Week 1	Finish Time Week 2 Friday	Entrance Point	Roll Call, Breaktime and Lunchtime Zone	Teaching Space	Toilets
Year 7	8:30am	2:45pm	1:15pm	Circle gate Door by Mrs Sampson's office	C block courtyard	Ground Floor A Block	B Block
Year 8	8:40am	2:50pm	1:20pm	Circle gate Door by C14	Outside art	C Block, VLC Side	C Block
Year 9	8:40am	2:50pm	1:20pm	Back gate Door by G12	G block	G Block	Upper floor G Block
Year 10	8:30am	3:00pm	1:30pm	Back gate Door by Student Services	Tennis courts	C Block, Student Services Side	C Block
Year 11	8:30am	3:00pm	1:30pm	Main front gate	Front Field	Upper floor A Block	A Block

For information



End of day collection

A reminder that only parents/carers who have a permit may drive onto the school site. We ask that you do not get out of your car when waiting for your child. To apply for a permit, please email admin@kingsdownschool.co.uk however the decision is made by a panel and numbers are limited due to safety and security.

For information

Finishing times & Detentions

*week 2 Friday



	Year 7	Year 8	Year 9	Year 10	Year 11
Normal finish time	2:45/ 1:15	2:50/ 1:20	2:50/ 1:20	3:00/ 1:30	3:00/ 1:30
Exited from lesson finish time	3:15/ 1:45	3:20/ 1:50	3:20/ 1:50	3:30/ 2:00	3:30/ 2:00
Home learning/ conduct detention finish time	3:45/ 2:15	3:50/ 2:20	3:50/ 2:20	4:00/ 2:30	4:00/ 2:30

There are times where our students don't always get it right. If a student is exited from a lesson P1-4 they will do a same day 30min detention. If the exit is from P5, they will sit the 30 min detention the following day.

Home learning and conduct detentions are 60 minutes. You will be notified by text when these will be. Detention runs every Wednesday, Thursday & Friday after school

For information



Arrival to school

To support the smooth arrival and departure from site, **students MUST arrive at their designated time and at the correct entry point.** Students arriving late will risk mixing “bubbles” and so we ask that you ensure your child is on time for school every day but not any earlier than 10 minutes before their allotted time slot.

Thank you in advance of your support.

Our students have started so well.

#Responsibility

For information



Bike permits

To ride your bike to school you must have a bike permit. This can be downloaded on the website and handed in by Monday 21st September.

When you arrive to school on a bike, you enter through a different entrance: Go down the path on the far side of Sunrise nursery, walking your bike, not cycling, and in to the bike compound. Once you have locked away your bike you go around the outside of the school to your year group zone.

All Kingsdown students must wear a helmet when riding a bike to and from school.

[application form for permit](#)



Parent queries:

If you need to contact the school with any query, please email your **child's tutor**.

All email addresses are on our website, click [here](#) for the page. As always we will aim to get back to you within 48 hours.

For information



Other Key Dates in Terms 1 & 2

- 2nd October - TD day - school closed for students
- 21st October - End of term 1 - normal school day
- 23rd November - TD day - school closed for students

For information



Change of details/Medical

If you have recently moved home/changed contact details, please notify your progress leader to update this on the system.

Any medical conditions/changes, please notify your progress leader and the school nurse on kridley@kingsdownschool.co.uk

For information

EduLink



- Edulink provides both students and parents information such as timetables, catering balances, attendance and behaviour logs, school reports, etc. To access please click on this [link](#). (the school name is 'Kingsdown')
- Students need only click the 'log in with google' button and use their Google credentials also used for emails and Satchel One.
- New Parents can click on 'Reset Login' and use the same email address you would have provided the school in order to get details emailed to you.
- Further details on EduLink One are on our website [here](#).

1. Rethinking revision

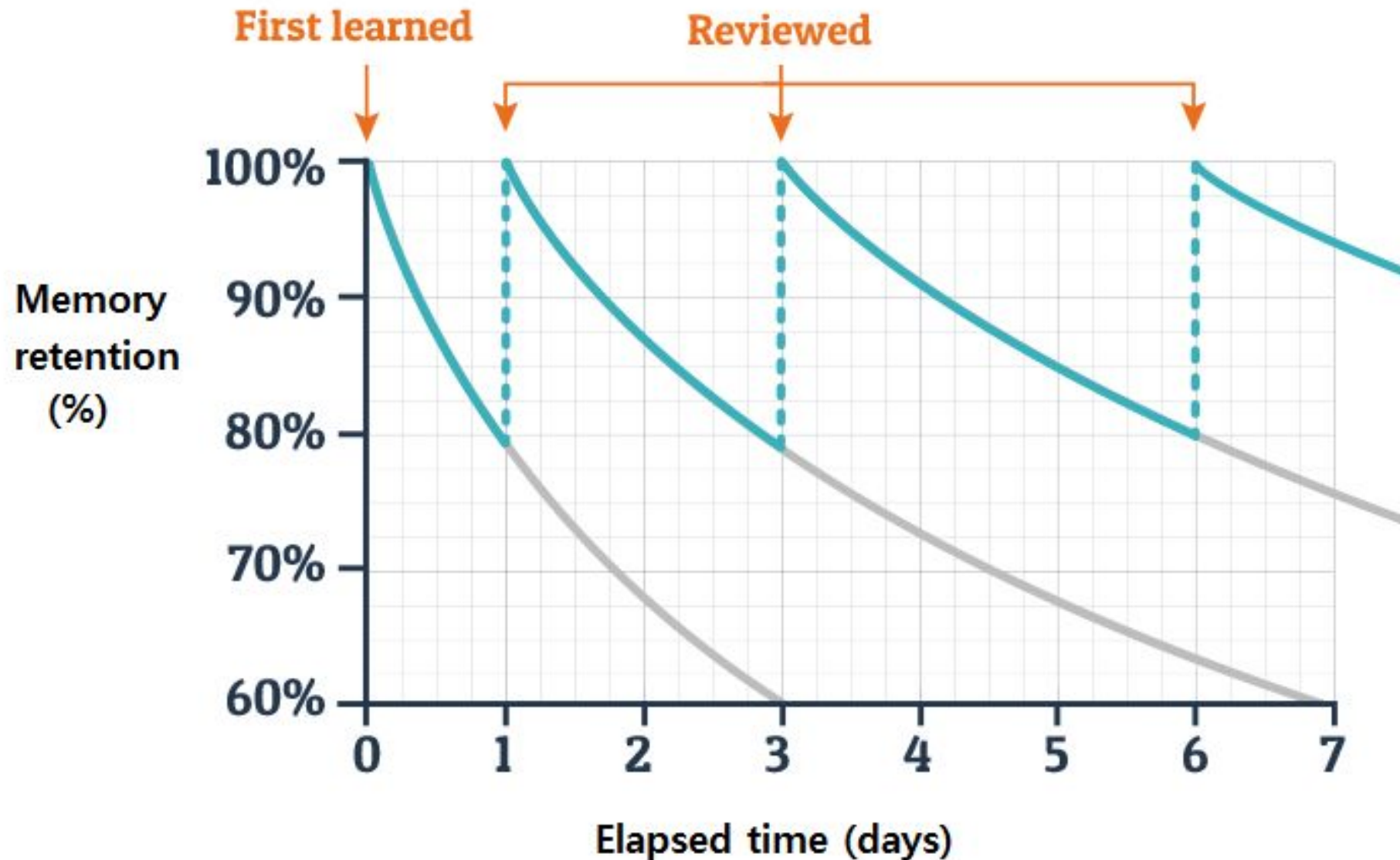
Effective learning

1. Regular
2. Focus on knowledge retrieval
3. 'Chunk' the topics and mix them up
4. Practice... Practice.... More practice!

2. Converting knowledge to long term memory



2. Converting knowledge to long term memory



We champion each and every student

2. Converting knowledge to long term memory

Our curriculums are designed for the greatest benefit to your long term memory.

- DNAs - Regularly revisiting content
- Cold call - Quizzing you every lesson
- Spaced learning - Going back to check on knowledge

3. Resources available to you

Knowledge Organisers

Carefully selected core knowledge you NEED to learn for each topic.

Personalised Learning Checklists


- ✓ Track your progress
- ✓ Choose what to practice
- ✓ Show strengths, weaknesses and gaps



3. Resources available to you

GCSE Pod

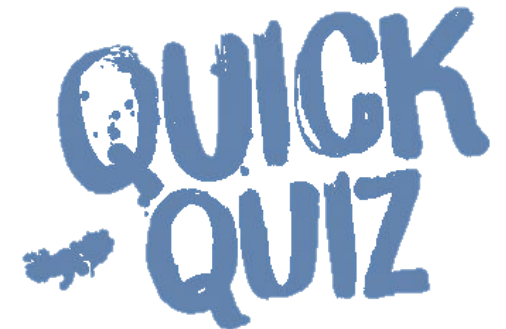
- Needs to be intentional and specific
- Ask teachers for specific videos/playlists
- Do immediate retrieval practice
- Create own quiz questions



4. Strategies you will use

Self-Quizzing

- Knowledge Organisers
- Self made tests
- Make into games
- Involve others



4. Strategies you will use

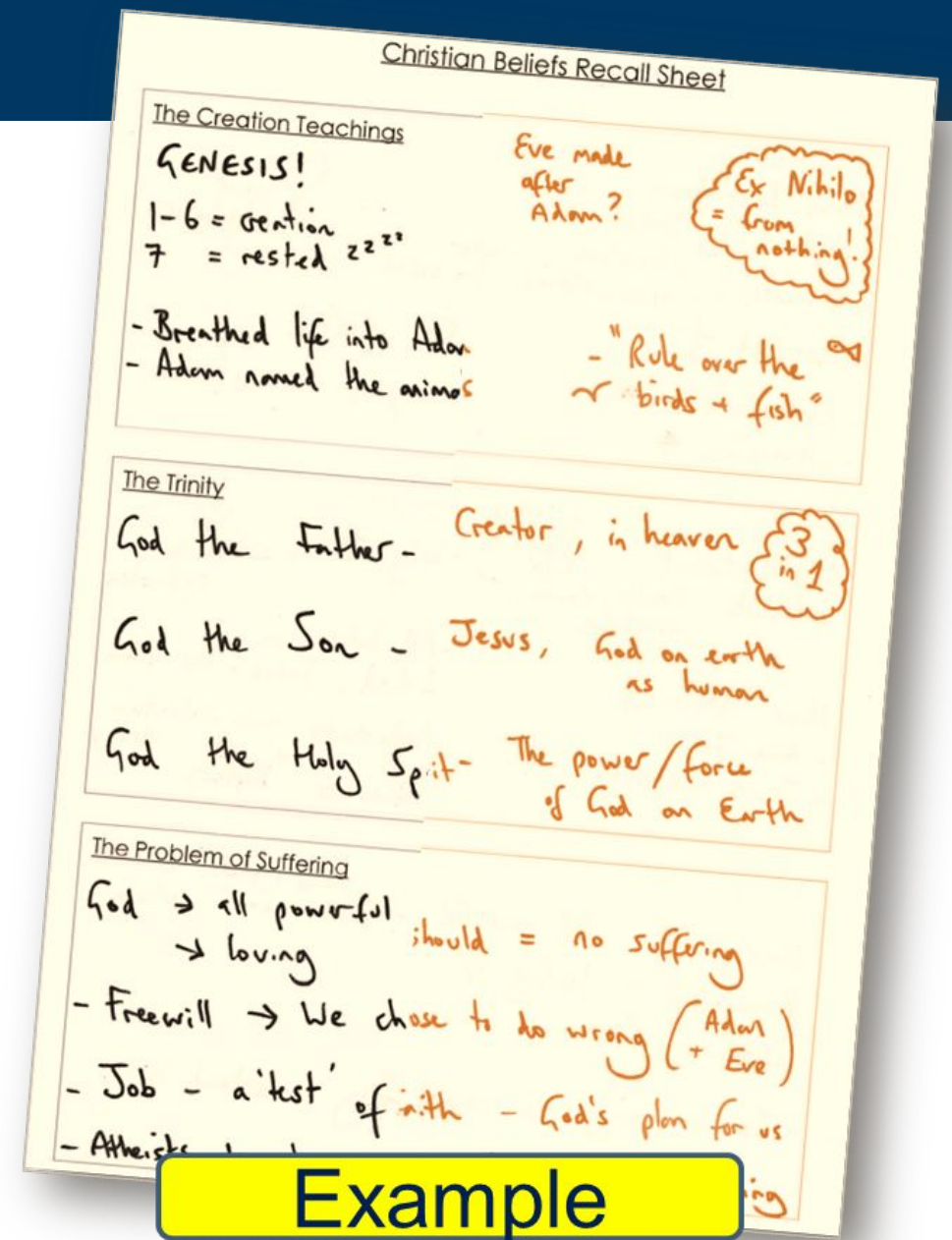


www.quizlet.com

4. Strategies you will use

Retrieval Practice

- Use **one colour pen** to write all you know about the topic **from memory**.
- Then add additional notes to your work using your class notes/revision guides.
- Write these extra notes in a different **colour** or highlight them.



4. Strategies you will use

- If possible a clutter free table/desk
- Not too late at night
- Hydrate!
- Limit interruptions... (YES your phone!)
- Reward!



Summary

- **Plan** each week ahead
- Break it down into **chunks**
- Use a **variety** of different strategies
- Mix up the **subjects**
- **Revisit** topics regularly



Safeguarding

Concerned or worried about the welfare of a child?



At Kingsdown school, our number one priority is to ensure that our children feel safe and that both students and parents know who to speak to if there is a safeguarding concern.

Our safeguarding team are:

Designated Safeguarding Lead: Shontelle Magenty (Assistant headteacher)

Deputy Safeguarding Lead: Karen Agambar (Child Protection Coordinator)

If you would like to contact a member of the safeguarding team, please use our SHARPs button on our school website



Safeguarding

Online bullying



During the holidays we received a number of messages regarding online bullying. If your child is being bullied either through an app, game or a chat room, below is some advice for you to follow:

- Get your child to remove themselves from the situation and block the bully.
- Report the concern to the app, game or chat room
- If the content of the message is racist, sexual, has threatening content or is homophobic. Please report this to the police.

If you would like specific information about games, please visit [Net Aware](#) who provide detailed information about individual games.